

An area rich in nature and dotted with museums and historic structures. It is a relaxing area where the old downtown atmosphere still remains.

# Ueno

上野

Tokyo Sta.

JR Yamanote Line  
8min. ¥160 Ueno Sta.



● Tourist Spots (pp.17-64) ● Tourist Spots (pp.67-75) 🏠 Accommodation 🛍️ Shopping 🎨 Art Gallery / Museum 1 Main Subway Exit 1 Subway Exit with an Elevator EV Subway Exit with an Elevator (No Exit Number)



## 1 Ameyoko

アメ横

MAP P29D3

The streets from JR Ueno Sta. to Okachimachi Sta. are crowded with stores offering clothes, miscellaneous goods, fresh fish and dried food.  
 🚶 Ueno (JR: JJ01, JK30, JU02, JY05, Subway: G16, H17), Okachimachi (JR: JK29, JY04)  
 📶 Varies according to the store



## 3 Kaneiji Temple

寛永寺

MAP P29B3

Built in 1625 by the Tokugawa shogunate as a prayer temple. It later also served as a family temple and ennobled here are six former shoguns. The Konpon Chudo (main hall), the Kaisando, the Kiyomizu Kannondo, and the Shinobazu-no-ike Bentendo are among the structures that are located near Ueno Park.  
 🚶 Uguisudani (JR: JK31, JY06)  
 🕒 9:00-16:00  
 📶 Open 365 days



## 5 Shitamachi Museum

下町風俗資料館

MAP P29D2

Experience traditional downtown Tokyo in this museum dedicated to showing how people lived their lives in the capital through the ages.  
 🚶 Ueno (JR: JJ01, JK30, JU02, JY05, Subway: G16, H17), Ueno-hirokaji (Subway: G15), Ueno-okachimachi (Subway: E09), Yushima (Subway: C13) 🕒 9:30-16:30 (Admission until 16:00) 📶 Mondays (or the following day when it falls on a national holiday), December 29-January 1, exhibition renewal periods, etc.  
 🎫 Adult ¥300, Elementary/Junior high/High school student ¥100




## 6 Nezu-jinja Shrine

根津神社

MAP P29B1

Nezu-jinja Shrine was founded about 1,900 years ago. The current buildings were built in 1706 and the seven buildings including the Honden (main hall) are designated National Important Cultural Properties. In spring, about 3,000 azalea bushes of about 100 varieties bloom in the shrine's Azalea Garden.  
 🚶 Nezu (Subway: C14), Sendagi (Subway: C15)  
 🕒 Karamon Gate: Mar.-Sep. until 18:00, Feb. and Oct. until 17:30, Nov.-Jan. until 17:00




## 2 Ueno Park (Shinobazu pond)

上野恩賜公園(不忍池)

MAP P29C2

Designated in 1873 as the first park in Japan. Located throughout the huge grounds, which are famous for viewing cherry blossoms, are a zoo, an art gallery, museums, and more. One of the main sites is the Toshogu Shrine, which was built in 1627 upon request by Tokugawa Ieyasu in his will.  
 🚶 Ueno (JR: JJ01, JK30, JU02, JY05, Subway: G16, H17)  
 📶 Varies according to the facility  
 \*For details of the facilities, please see the "Tourist Spots" (pp.67-75).  
 \*No Wi-Fi at some locations



## 4 Yushima Tenmangu Shrine

湯島天満宮(湯島天神)


MAP P29D2

The old shrine, established in 458, enshrines Sugawara Michizane, the God of Learning. There are about 300 Japanese plum trees in the precincts that were planted in connection with Sugawara Michizane. The Shaden architecture, entirely constructed with Japanese cypress in 1995, is a must-see.  
 🚶 Yushima (Subway: C13)  
 🕒 6:00-20:00 (Treasure house 9:00-17:00) 📶 Worship in precincts 365 days available  
 🎫 Treasure house - Adult ¥500



Take a stroll through Yanesen, where an old downtown shitamachi atmosphere still remains.

Yanesen & Yanaka Ginza MAP P29A1/2



Yanaka, Nezu, and Sendagi, which are in a downtown shitamachi district of Tokyo, are collectively called, "Yanesen", and have become a popular spot for strolling. There are many shrines and temples there, including the bodaiji temple of the Tokugawa Clan. One of the main spots is Yanaka Ginza, which is crowded with both men and women, young and old, as there is everything from old established shops open since the Taisho era, to modern sweet shops. Many cats also gather at the Yuyake Dandan staircase, which is a hot spot for taking pictures of cats, located at the entrance of the shopping street.

🚶 Sendagi (Subway: C15), Nippori (JR: JY07, Keisei: KS02)

Shinjuku	17
Shibuya	19
Harajuku	23
Omotesando	27
Asakusa	29
Sumida	31
Ryogoku	33
Ueno	35
Akihabara	37
Ochanomizu	39
Ginza	41
Marunouchi	43
Nihonbashi	45
Roppongi	47
Akasaka	49
Ikebukuro	51
Odaiba	53
Ariake	55
Aomi	57
Shiodome	59
Shiba	61
Takekashi	63
Shinagawa	65
Ota	67
Shibamata	69
The Northern Tama Area	71
The Southern Tama Area	73
The Western Tama Area	75
Tokyo Islands	77
Nearby Prefectures	79
Park/Garden	81
Zoo/Botanical Garden	83
Amusement park	85
Museum	87